


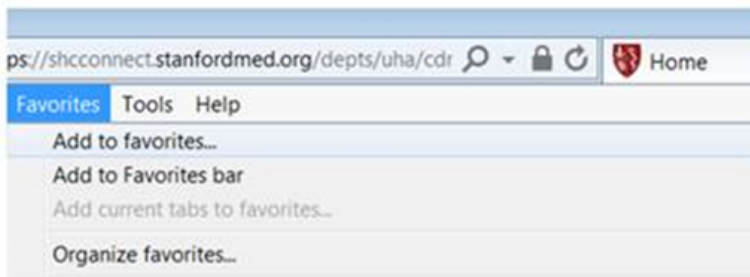
How to Add the Coding and Documentation Resource Link to your Favorites

To save to your Favorites:

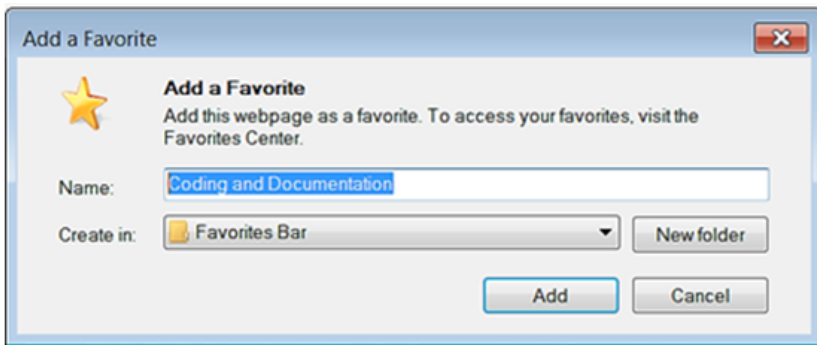
1. Top Menu, click on Favorites



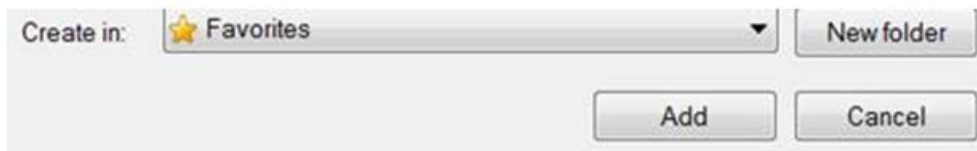
2. Click on Add to Favorites



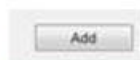
3. Change name to Coding and Documentation or other easily remembered name



4. In the Create in tab change folder to favorites



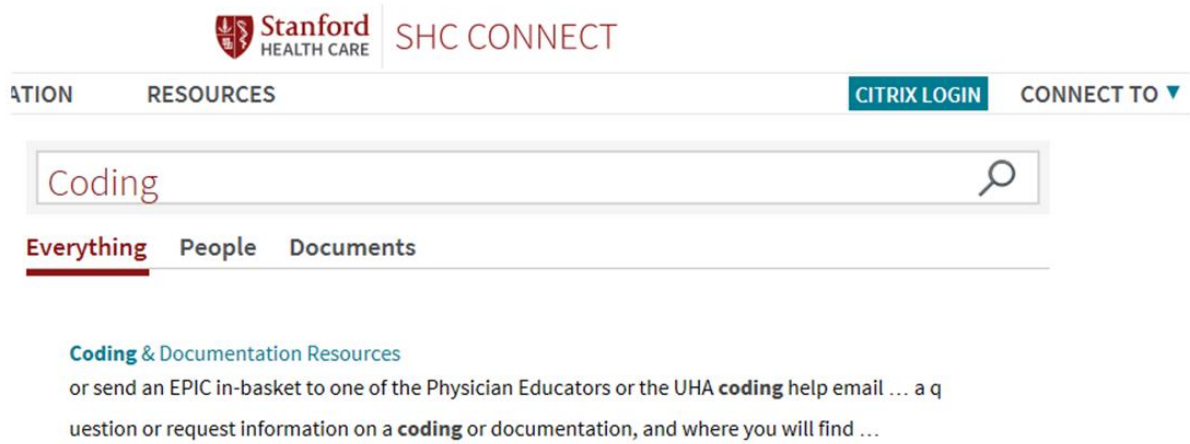
5. Click on Add



How to Add the Coding and Documentation Resource Link to your Favorites

You can also find the site by searching on the SHC connect page using **coding** as your search word.

<https://shcconnect.stanfordmed.org/Pages/default.aspx>



The screenshot shows the top navigation bar of the SHC CONNECT website. On the left, there are links for 'ACTION' and 'RESOURCES'. On the right, there is a 'CITRIX LOGIN' button and a 'CONNECT TO' dropdown menu. Below the navigation bar is a search bar containing the text 'Coding' and a magnifying glass icon. Underneath the search bar are three tabs: 'Everything' (which is underlined and highlighted in red), 'People', and 'Documents'. Below the tabs, the search results for 'Coding' are displayed. The first result is titled 'Coding & Documentation Resources' in blue. The text below the title reads: 'or send an EPIC in-basket to one of the Physician Educators or the UHA coding help email ... a q' and 'uestion or request information on a coding or documentation, and where you will find ...'.